

Shenzhen Stock Exchange Market Bulletin

July 03, 2026 (Issue 15)



Market Summary

Listed Companies (No.)	2,899
- Main Board	1,500
- ChiNext Market	1,399
Funds (No.)	1,000
Bonds (No.)	19,333
Market Cap. (US\$ bn)	7,189.62
- Main Board	4,047.80
- ChiNext Market	3,141.82
Average Turnover Ratio	3.26
Average P/E Ratio	33.78
No. of IPO (YTD)	17

Most Active Stocks

1. Boe Technology Group Co., Ltd. (000725)
2. Zhongji Innolight Co., Ltd. (300308)
3. Eoptolink Technology Inc. (300502)

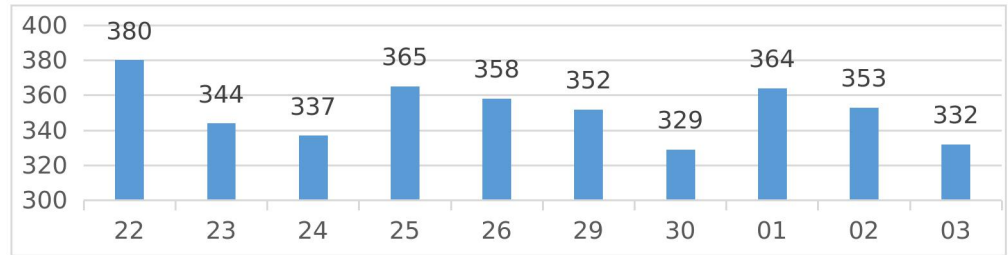
Top Gainers

1. China Resources New Energy Holdings Company Ltd. (001248)
2. Hichain Logistics Co., Ltd. (300873)
3. Shenzhen Guohua Network Security Technology Co., Ltd. (000004)

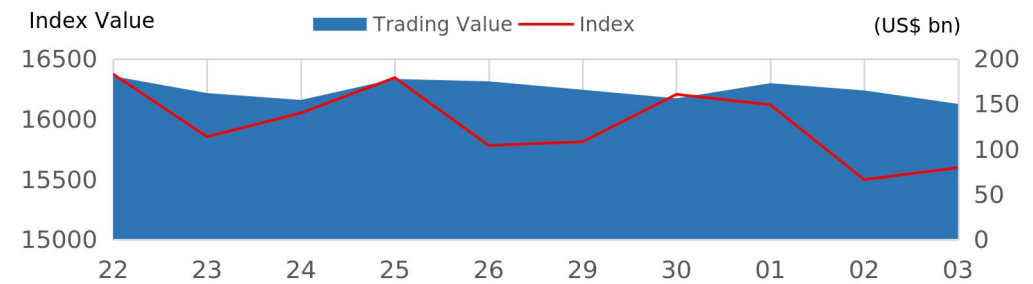
Top Decliners

1. Bringspring Science & Technology Co., Ltd. (300290)
2. Tongding Interconnection Information Co., Ltd. (002491)
3. Shandong Linuo Pharmaceutical Packaging Co., Ltd. (301188)

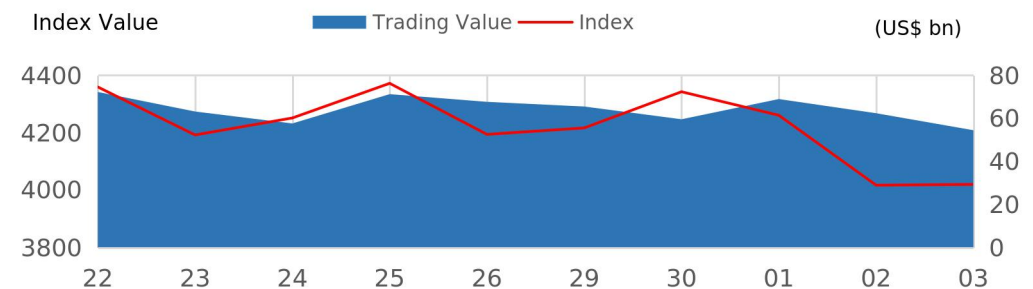
Daily Trading Value (US\$ bn) (June 22-July 03)



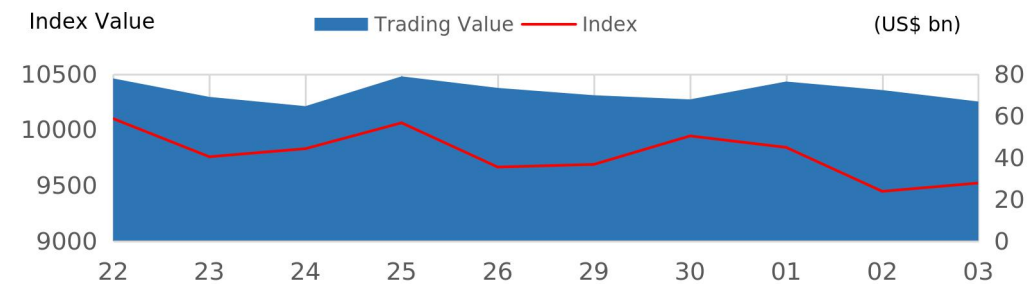
SZSE Component Index (June 22-July 03)



ChiNext Index (June 22-July 03)



SZSE 100 Index (June 22-July 03)



New Listing

China Resources New Energy (001248)

China Resources New Energy Holdings Company Limited principally engages in the investment, development, operation, and management of wind and solar power station.